




Namaste English
Mastery Course on Active and Passive
By Santosh Sir


Mastery Course
on
Active and Passive Voice

16 Live Classes

 **Class PDFs**

 **QUIZZES**

 **Daily Practice**


By Santosh Sir

From Basic to Advance level

Active and Passive Voice Day 6



Introduction to the course

- ❖ It's important that we have the knowledge of Active and Passive Voice along with the knowledge of tenses. So, this time we have brought a special course for you all.
- ❖ In this course you will get mastery on Voice.
- ❖ Your spoken part will improve.
- ❖ Your written part will be rhetoric, after you have attended all the sessions of this course.

Changing Past Continuous Tense into Passive Voice

Past Continuous Tense

Active sentences in the past continuous tense have the following structure:

Subject + was/were + -ing form of the verb + object

Passive sentences in the past continuous tense have the following structure:

Object of the active sentence + was/were + being + past participle form of the verb + by + subject of the active sentence

Examples are given below:

Active: She **was writing** a novel.

Passive: A novel **was being written** by her.

Active: They **were saying** their prayers.

Passive: Their prayers **were being said** by them.

Active: He **was giving** a lecture.

Passive: A lecture **was being given** by him.

Changing a negative sentence into the passive

Active: She **was not preparing** dinner.

Passive: Dinner **was not being prepared** by her.

Active: He **was not making** a speech.

Passive: A speech **was not being made** by him.

Changing an interrogative sentence into the passive

Passive forms of these sentences begin with **was** or **were**. If the active sentence begins with a question word, the passive sentence will also begin with a question word.

Active: **Was** she **writing** a letter?

Passive: **Was** a letter **being written** by her?

Active: Why **were** **you** **cheating** me?

Passive: Why **was** **I** **being cheated** by you?

Active: Which book **were** you **reading**?

Passive: Which book **was** **being read** by you?

Active: Why **was** **she** **beating** the child?

Passive: Why **was** **the child** **being beaten** by her?

Active: For what **were** **you** **making** such a noise?

Passive: For what **was** **such a noise** **being made** by you?

About the Instructor

Santosh Sen (B.Ed. in English, University of Delhi)

Santosh Sir has wide teaching experience of more than 5 years in English Language and Literature. He is an ex-faculty of Exam Mitra Institute,



नमस्ते! english

Namaste English App (Speak English with Confidence !)

Delhi. Students have known him as a teacher who makes English Learning easy by his short methods and tricks.

Online Link: On Namaste English Android App at <https://namasteenglish.page.link/hp>

After installing app, click on website link:
<https://namaste-english.com/video-courses/mastery-course-on-active-&-passive-voice-by-santosh-sir-courses-0472b2b889be4a08955a2b6bab8d31f9.html>